

CONTACTORS — UL / IEC / NEMA

RC / RSC SERIES
UP TO 690 VAC CONTACTORS

RATINGS

NEMA:	Size 00–7
IEC:	9–800 Amps
UL:	1–600 HP



IEC / NEMA CONTACTOR HIGHLIGHTS

Benschaw contactors are used for controlling single- and three-phase motors and for switching resistive or inductive loads up to 690 VAC. The RediStart™ contactor line is built and tested to world-leading electrical and mechanical standards.



KEY ADVANTAGES:

- World’s longest electrical and mechanical lifespan
- UL/CSA, IEC, NEMA, BS, EN, VDE ratings
- Direct mount thermal overload relays
- Full line of field installable, modularized accessories
- Device marking strip
- AC or DC coil options

STANDARD FEATURES:

- DIN rail mountable to 150 amps
- Full product family to 800 amps
- Direct mount overload relays
- Draw out cassette coils 180 amps and above
- Integral coil surge suppression 180 amps and above
- Low coil power consumption
- Phase barriers supplied as standard
- Uni-directional mounting
- Extremely long lifespan
- Compact size
- Unit identification marker

RC-9 – 150A

- Finger-proof design
- DIN rail or screw mountable
- Top/side mount accessories
- Small physical size
- Dual auxiliary contacts above 22 A
- Integral voltage barriers

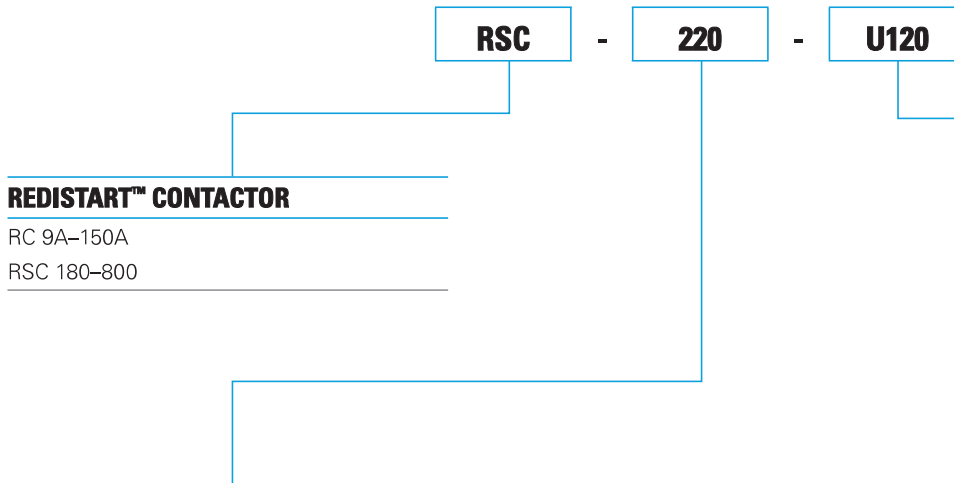
RSC-180 – 800

- Draw-out cassette-type coil
- Wide voltage range coils
- Integral coil surge suppression
- Dual auxiliary contacts

* Consult factory for certifications.

CONTACTOR PART NUMBER ASSEMBLER

RC / RSC SERIES



REDISTART™ CONTACTOR
 RC 9A–150A
 RSC 180–800

CONTACTOR FRAME & RATING			Frames 9A–150A	Frames 180–400	Frames 600/800	
Contactor	IEC AC3 480 Rating	NEMA Size	Coil Voltage	Suffix Part # AC 50 & 60 Hz	Suffix Part # AC 50 & 60 Hz	Suffix Part #
9A	9 A	00	24	56AC24	–	–
12A	12 A	0	48	56AC48	–	–
18A	18 A	–	110	56AC110	U120	U120
22A	22 A	–	120	56AC120	U120	U120
32A	32 A	–	208	56AC208	U120	U200
40A	40 A	–	240	56AC240	U120	U200
50A	50 A	–	380	56AC380	–	–
65A	60 A	–	480	56AC500	U500	U500
75A	75 A	–	575	56AC500	U500	U500
85A	85 A	3				
100A	105 A	–				
130A	130 A	–				
150A	150 A	4				
180	185 A	–				
220	225 A	–				
300	330 A	5				
400	400 A	–				
600	630 A	6				
800	800 A	7				

RC-9A– RC -150A coil voltages: 85%~110% of rated voltage.
 For DC and other coils not listed, consult factory.
 U120 coils are universal 100–240 VAC / 100–220 VDC (100–400 amp frames only).
 U120 coils are 100–127 VAC only for 600 and 800 amp frames.
 U200 coils are 200–240 VAC for 600 and 800 amp frames.
 U500 coils are universal 440–600 VAC.
 56AC24 coils are 24 V 50/60 Hz.
 56AC48 coils are 48V 50/60 Hz
 56AC110 coils are 110V 50/60 Hz
 56AC120 coils are 120V 50/60 Hz

CONTACTOR RATINGS AND PRICING



RC / RSC SERIES

UL / IEC RATED

Model Number	Amp Ratings					UL	HP Ratings						Aux. Contact		List Price
	AC1	AC3					One-Phase	Three-Phase				NO	NC		
	Ith	200/240	380/440	500/550	690		Ith	115	230	200	230	460	690		
☞ RC-9A-*	25	11	9	7	6	25	0.5	1.5	2	3	5	7.5	1	1	\$63
☞ RC-12A-*	25	13	12	12	9	25	0.75	2	3	5	7.5	10	1	1	\$92
☞ RC-18A-*	32	18	18	13	9	32	1	3	5	7.5	10	15	1	1	\$120
☞ RC-22A-*	40	22	22	20	18	40	2	3	7.5	10	15	20	1	1	\$134
☞ RC-32A-*	50	32	32	28	20	50	2	5	7.5	10	20	25	2	2	\$162
☞ RC-40A-*	60	40	40	32	23	60	3	7.5	15	15	30	30	2	2	\$183
☞ RC-50A-*	70	55	50	43	28	70	3	10	20	25	40	50	2	2	\$248
☞ RC-65A-*	100	65	65	60	35	100	5	15	25	30	50	60	2	2	\$268
☞ RC-75A-*	110	75	75	64	42	110	5	15	25	30	50	60	2	2	\$303
☞ RC-85A-*	135	85	85	75	45	135	7.5	15	30	40	60	75	2	2	\$323
☞ RC-100A-*	160	105	105	85	65	160	10	20	30	40	75	75	2	2	\$360
☞ RC-130A-*	160	130	130	90	60	160	10	20	40	40	75	75	2	2	\$416
☞ RC-150A-*	210	150	150	100	60	210	15	25	40	50	100	75	2	2	\$502
☞ RSC-180-*	230	180	180	180	120	230	15	30	60	60	125	125	2	2	\$739
☞ RSC-220-*	275	250	250	200	150	275	15	40	60	75	150	150	2	2	\$966
☞ RSC-300-*	350	300	300	250	220	350	-	-	100	100	200	200	2	2	\$1,172
☞ RSC-400-*	450	400	400	350	300	450	-	-	125	150	300	300	2	2	\$1,409
☞ RSC-600-*	660	630	630	500	420	660	-	-	150	200	400	400	2	2	\$3,234
☞ RSC-800-*	900	800	800	720	630	900	-	-	250	300	600	600	2	2	\$3,345

AC1: Resistive Loads

AC3: AC Motor Loads

*Add coil suffix. See page 5 for Contactor part number assembler.

NEMA RATED

Model Number	NEMA Size	NEMA Amps	Full Voltage Starting			Part Winding Starting			Wye Delta Starting			List Price
			200V	230V	460V 575V	200V	230V	460V 575V	200V	230V	460V 575V	
☞ RC-9A-*	00	9	1 1/2	1 1/2	2	-	-	-	-	-	-	\$63
☞ RC-12A-*	0	18	3	3	5	-	-	-	-	-	-	\$92
☞ RC-18A-*	1	27	7.5	7.5	10	10	10	15	10	10	15	\$120
☞ RC-40A-*	2	45	10	15	25	20	25	40	20	25	40	\$183
☞ RC-85A-*	3	90	25	30	50	40	50	75	40	50	75	\$323
☞ RC-150A-*	4	135	40	50	100	75	75	150	60	75	150	\$502
☞ RSC-300-*	5	270	75	100	200	150	150	350	150	150	300	\$1,172
☞ RSC-600-*	6	540	150	200	400	-	300	600	300	350	700	\$3,234
☞ RSC-800-*	7	810	-	300	600	-	450	900	500	500	1000	\$3,345

*Add coil suffix. See page 5 for Contactor part number assembler.

☞ Web stocked

Price Effective July 1, 2025

CONTACTOR TECHNICAL INFORMATION

RC / RSC SERIES

Specification	Contactor Type	RC 9A	RC 12A	RC 18A	RC 22A	RC 32A	RC 40A	RC 50A	RC 65A	RC 75AW	RC 85A	RC 100A	RC 130A	RC 150A	RSC 180	RSC 220	RSC 300	RSC 400	RSC 600	RSC 800	
Lighting Duty	AC 5	120-690 V	11A	13A	18A	22A	32A	40A	50A	65A	75A	85A	105A	120A	150A	180A	250A	300A	400A	630A	800A
Rated Life (million)	Electrical	2.5	2.5	2.5	2.5	2	2	2	2	2	2	1	1	1	1	1	1	0.5	0.5	0.5	
	Mechanical	25	25	25	25	15	15	10	10	10	10	5	5	5	5	5	5	5	5	5	
Withstand Voltage Rating	6000V																				
Ambient Temperature Range	-5 to 50°C Operation, -40 to 65°C Storage Without Derating																				
Operating Times (AC coil)	Closing (ms)	15-30					15-30					20-40			45-60		45-68		66-70		
	Opening (ms)	4-19					10-30					60-70			41-45		43-52		45-55		
Resistance to Shock	49 m/s ² (<5g)																				
Conductor Size (max.)*Note	#10AWG	#8		#6		#4	#3	#2	1/0	2/0	4/0	Limited Only by Crimp Size									
Switching Frequency (OP/HR) AC3	1800	1800	1800	1800	1800	1800	1800	1800	1800	1200	1200	1200	1200	1200	1200	1200	1200	1200	1200	1200	
Interrupt Curr. @ 460 VAC	5KA	5KA	5KA	5KA	5KA	5KA	5KA	5KA	5KA	10KA	10KA	10KA	10KA	10KA	10KA	10KA	18KA	18KA	30KA	30KA	
Maximum Make Current (A)	480 V, AC3	90	120	180	220	320	400	500	650	750	950	1050	960	1200	1800	2500	3000	4000	6300	8000	
Maximum Break Current (A)	480 V, AC3	72	96	144	176	256	320	400	520	600	650	840	1200	1500	1800	2500	3000	4000	6300	8000	
Rated Insulation Voltage	690V					690V					690V										
Vibration Resistance	19.6 m/s ² (<2g)																				

*Note: ≤ RC-40A have screws with clamp-type washer

CONTACTOR COIL RATINGS

RC / RSC SERIES

Type	Coil Consumption AC (VA)		Heat Dissipation (W)	Operational Voltage (% of rated coil voltage)		Operating Time	
	Inrush	Sealed		Min.	Max.	Closing	Opening
						(ms)	(ms)
RC-9A~22A	80	11	2.3	85%	110%	15~30	4~19
RC-32A~40A	80	9	2.7	85%	110%	15~30	4~19
RC-50A~65A	120	11	2.8	85%	110%	15~30	4~19
RC-75A~100A	220	16	5.4	85%	110%	15~30	10~30
RC-130A~150A	110	24	2.7	85%	110%	20~40	60~70
Pick Up (V) U120 Drop Out (V) U120							
RSC-180~220	220	9.1	3.4	77%	48%	60	41
RSC-300~400	393	14	4.4	77%	48%	64~68	43~47
RSC-600~800	1000	17	6.3	77%	48%	66~70	45~49

Type	Coil Consumption DC (W)		Operational Voltage (% of rated coil voltage)		Operating Time	
	Inrush	Sealed	Min.	Max.	Closing	Opening
					(ms)	(ms)
RC-9A~22A	3	5	85%	110%	40~60	4~19
RC-32A~40A	2.2	9	85%	110%	50~65	4~19
RC-50A~65A	2.2	9	85%	110%	50~65	4~19
RC-75A~100A	5.1	18	85%	110%	100~120	10~45
RC-130A~150A	213	7.5	85%	110%	70~80	60~70



CONTACTOR ACCESSORIES

RC / RSC SERIES

OPTIONAL CONTACTOR BOX LUG KITS

Model Number	Description	Contactors Range	Conductors Per Phase	Wire Size	List Price
☒ RSC-AJ-220	1 Kit = 3 Lugs for Line or Load	180–220	1	1 AWG–350 MCM	\$78
☒ RSC-AJ-400		300–400	2	3/0–500 MCM	\$177
☒ RSC-AJ-800		600–800	2	3/0–600 MCM	\$205

No box lug kits for RC-9A–150A.

AUXILIARY CONTACT BLOCKS

Model Number	Description	Contactors Range	Poles	List Price
☒ RC-AU2-1A1B	Top Mount	RC-9A–150A	2 (1 NO/1 NC)	\$37
☒ RC-AU4-2A2B	Top Mount	RC-9A–150A	4 (2 NO/2 NC)	\$51
☒ RC-UA1	Side Mount	RC-9A–150A	2 (1 NO/1 NC)	\$37
☒ RC-AU100	Side Mount	RSC-180–800	2 (1 NO/1 NC)	\$37

SURGE SUPPRESSORS

Model Number	Description	Coil Voltage	Contactors Range	List Price
☒ RC-US1	RC + Varistor	AC 24–48 V	RC-9A–150A	\$36
☒ RC-US2	RC + Varistor	AC 120 V	RC-9A–150A	\$37
☒ RC-US3	RC + Varistor	AC 200–240 V	RC-9A–150A	\$37
☒ RC-US4	RC + Varistor	DC 24–48 V	RC-9A–150A	\$50
☒ RC-MO125	Varistor	AC 100–125 V	All	\$43
☒ RC-MO240	Varistor	AC 200–240 V	All	\$43
☒ RC-MO48	Varistor	AC 24–48 V	All	\$43

RSC-A100 and RC-AU100 are the same part. RSC-A100 is the old part number

RSC-180–800 contactors have built-in surge suppression.

☒ Web stocked

CONTACTOR ACCESSORIES

RC / RSC SERIES



MECHANICAL INTERLOCK UNITS

Model Number	Description	Contactor Range	List Price
☞ RC-M150*	Mechanical interlock for two contactors. Prevents both contactors from closing simultaneously.	RC-9A–150A	\$37
☞ RSC-M400		RSC-180–400	\$63
☞ RSC-M800		RSC-600–800	\$846

*RC-M150A includes (2) NC contacts for electrical interlock.

REVERSE WIRE KITS*



Model Number	Description	List Price
☞ RMSC-UW-22	Reversing Wire Kit for RC-22 contactor	\$29
☞ RMSC-UW-32	Reversing Wire Kit for RC-32 contactor	\$37
☞ RMSC-UW-63	Reversing Wire Kit for RC-63 contactor	\$46
☞ RMSC-UW-95	Reversing Wire Kit for RC-95 contactor	\$84

*The reverse wire kit is used when 2 contactors are connected together to create a reversing contactor set, remember to order the appropriate mechanical interlock RC-M150.

TERMINAL COVER KITS*



Model Number	Contactor Range	List Price
☞ RSC-AP220	RSC-180–220	\$36
☞ RSC-AP400	RSC-300–400	\$43
☞ RSC-AP600	RSC-600–800	\$70

*Terminal cover kits included with RC-9A–RC-150A.
Kits include line and load terminal covers.

CAPACITOR UNIT



Model Number	Description	Configuration	Contactor Range	List Price
☞ RSC-AC-9	Capacitor Unit	—	RC-9A–RC-40A	\$50
☞ RSC-AC-50	Capacitor Unit	—	RC-50A–RC-100A	\$64

Use when connecting PFCCs, reduces inrush current caused by charging of capacitors

☞ Web stocked

CONTACTOR REPLACEMENT PARTS


RC / RSC SERIES



REPLACEMENT CONTACT KITS

Model Number	Description	Contactor Range	List Price
☒ RSC-T180	Each kit includes: 6 stationary and 3 movable contacts (Replaces all three phases of one contactor)	RSC-180	\$563
☒ RSC-T220		RSC-220	\$633
☒ RSC-T300		RSC-300	\$774
☒ RSC-T400		RSC-400	\$846
☒ RSC-T600		RSC-600	\$1,760
☒ RSC-T800		RSC-800	\$2,114


No contact kits are available for RC-9A-150A.



PHASE BARRIER KITS

Model Number	Description	Contactor Range	List Price
☒ RSC-B400	Each kit includes: 2 phase barriers for line or load side of one contactor	RSC-180-400	\$70
☒ RSC-B800		RSC-600-800	\$85

No replacement phase barriers are available for RC-9A-150A.



CONTACTOR COILS

Model Number	Coil Voltage	Contactor Range	List Price
☒ RSC-C220U120	100 V-240 V	RSC-180-220	\$282
☒ RSC-C220U500	440 V-575 V	RSC-180-220	\$282
☒ RSC-C400U120	100 V-240 V	RSC-300-400	\$458
☒ RSC-C400U400	380 V-450 V	RSC-300-400	\$458
☒ RSC-C400U500	440 V-575 V	RSC-300-400	\$458
☒ RSC-C800U120	100 V-127 V	RSC-600-800	\$563
☒ RSC-C800U200	200 V-240 V	RSC-600-800	\$563
☒ RSC-C800U500	440 V-575 V	RSC-600-800	\$563

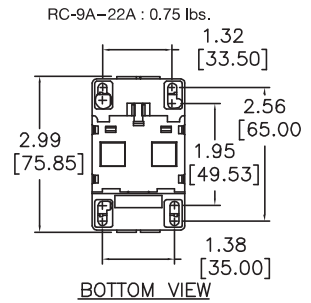
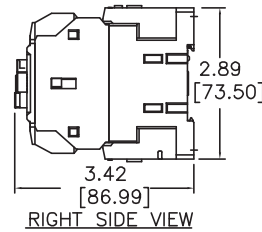
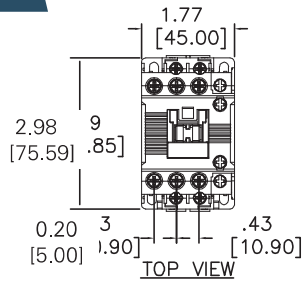
No replacement coils available for RC-9A-150A.

☒ Web stocked

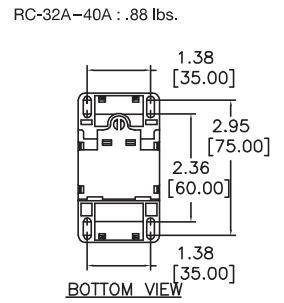
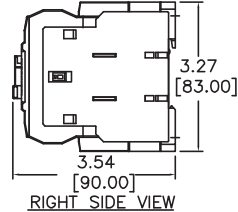
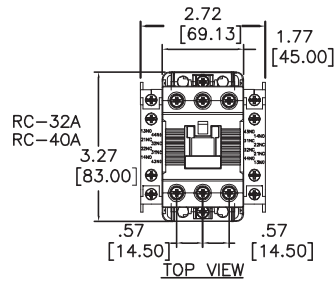
CONTACTOR MOUNTING DIMENSIONS

RC-9A – RC-65A CONTACTORS

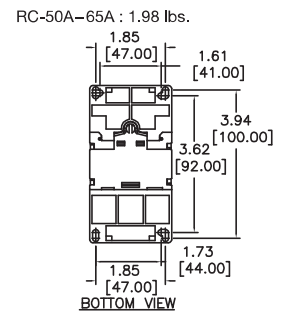
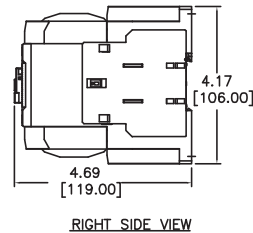
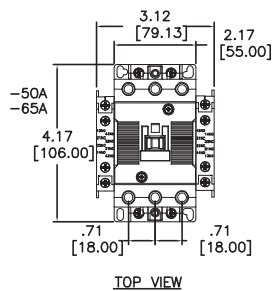
RC-9A, RC-12A, RC-18A, RC-22A



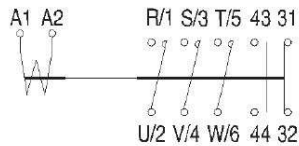
RC-32A, RC-40A



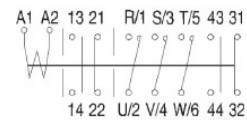
RC-50, RC-65A



Circuit Diagram



RC-9 A-22A —
With one aux.contact block

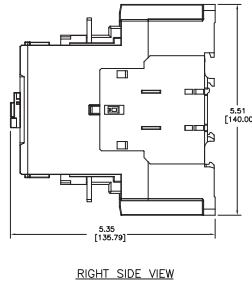
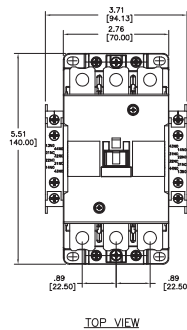


RC-32A-150A —
With two aux.contact blocks

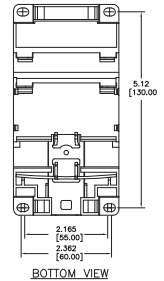
CONTACTOR MOUNTING DIMENSIONS

RC-75A – 150A CONTACTORS AND RSC-180 – 220 CONTACTORS

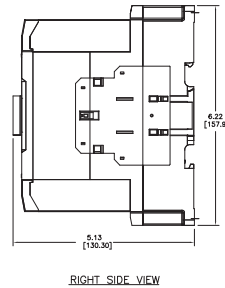
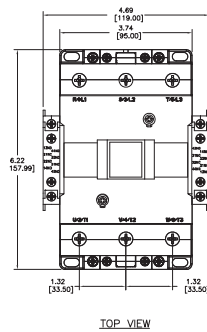
RC-75A, RC-85A, RC-100A



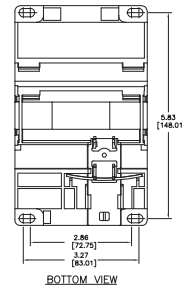
RC-75A-100A : 3.52 lbs.



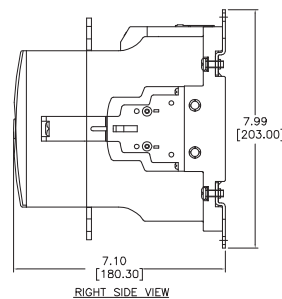
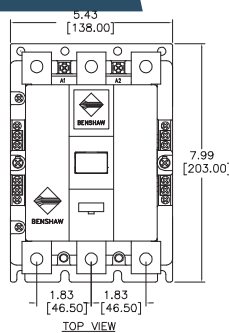
RC-130A, RC-150A



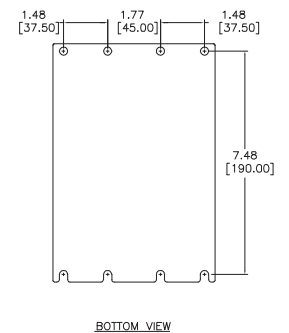
RSC-130A-150A : 5.3 lbs.



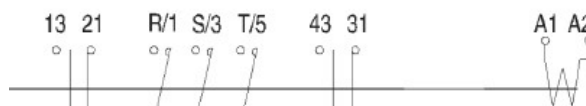
RSC-180, RSC-220



RSC-180-220 : 11.9 lbs.



Circuit Diagram

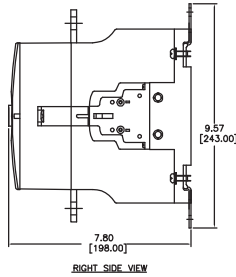
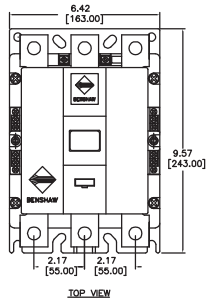


RSC-180 – 220 — With two Aux. contact blocks

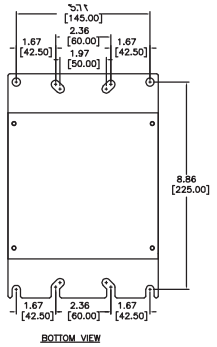
CONTACTOR MOUNTING DIMENSIONS

RSC-300 – 800 CONTACTORS

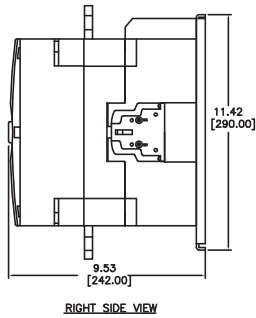
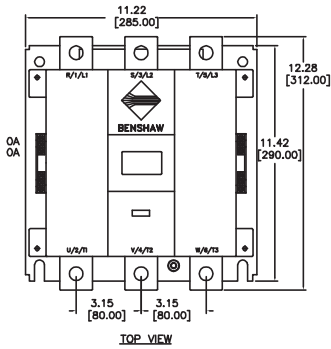
RSC-300, RSC-400



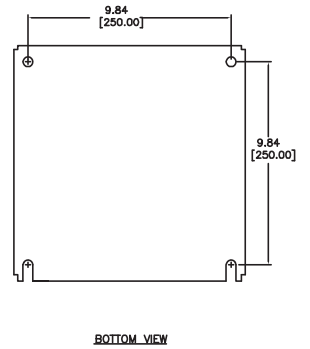
RSC-300-400 : 20.3 lbs.



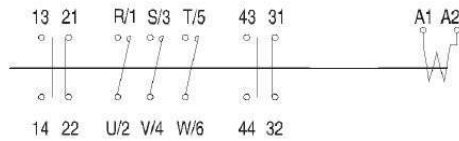
RSC-600, RSC-800



RSC-600-800 : 49.4



Circuit Diagram



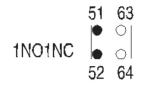
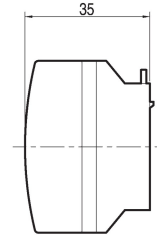
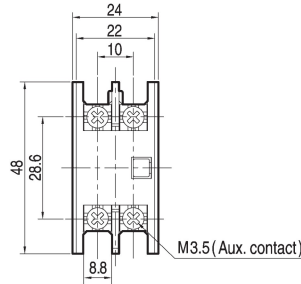
RSC-300 – 800

CONTACTOR MOUNTING DIMENSIONS

AUXILIARY CONTACTS

RC-AU2-1A1B

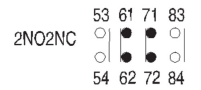
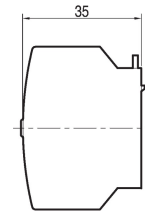
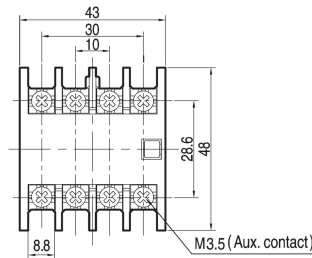
Weight: 28 g



Wiring Diagram

RC-AU4-2A2B

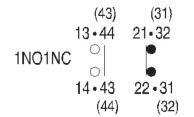
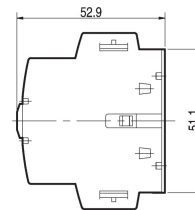
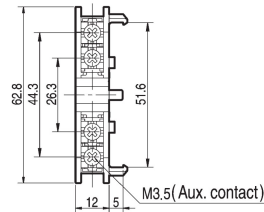
Weight: 50 g



Wiring Diagram

RC-UA1

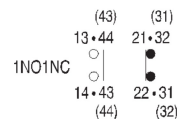
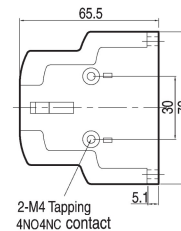
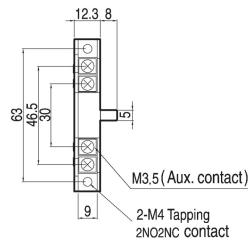
Weight: 33 g



Wiring Diagram

RC-AU100

Weight: 45 g



Wiring Diagram